



## Guia didàctica de [THE HEADLESS MONSTER](#)

\* TALLER DE FORMACIÓ EN ANGLÈS \*

**The Headless Monster** és una activitat ideada per encoratjar els infants a llegir llibres en anglès. Està adreçada als cicles mitjà i superior, però es pot adaptar també per als alumnes del cicle inicial.

### *Abans de la sessió*

A continuació trobareu un llistat de les paraules clau que es fan servir en l'activitat. Els exercicis d'aquesta guia també estan basats en aquest vocabulari. Les paraules estan dividides en tres nivells: bàsic, intermedi i avançat. Abans d'assistir a la sessió, convé que els alumnes estiguin familiaritzats, com a mínim, amb les paraules del nivell bàsic; si voleu repasar amb ells també les del nivell intermedi, encara millor. Segons el nivell d'anglès del vostre alumnes, resta al vostre criteri la conveniència o no de familiaritzar-los amb les paraules del nivell avançat.

Bàsic		Intermedi	Avançat
actor	happy	blow-up	beret
actress	hat	comic book	character ( <i>theater</i> )
arm	head	crazy	chewing gum
balloon	horror	extend	cast ( <i>theater</i> )
banana	juice	girlfriend	fly swatter
black	laboratory, lab	grown-up	hunchback
book	leg	handkerchief, hanky	masterpiece
cheese	library	headless	mischievous
children	magic	hit	puppy chow ( <i>US snack</i> )
coat	magician	hole	rub
cry	mystery	huge	stain
doctor, doc	night	magic spell	stretch
face	orange	magic wand	wicked
fantasy	read	pop	wrinkled
finger	rose	reader	yawn
fly	sad	role	
friend	sandwich	science fiction, sci-fi	
game	secret	storm	
grandmother, grandma	theater	thunder	
hand	white	witch	

### *Després de la sessió*

Es preferible que els alumnes facin els exercicis d'aquesta guia després d'haver vist la sessió de **The Headless Monster**, ja que els exercicis estan basats en l'activitat. L'objectiu dels exercicis és consolidar


el vocabulari d'una forma entretinguda per als alumnes. A continuació trobareu una explicació de cadascun dels exercicis i la seva solució.

**LET'S MAKE A MONSTER (pàg. 3).** Exercici basat en l'escena en què tres alumnes interpreten a *Crazy Doc*, *Wicked Witch* i *Great Painter*. Es tracta de refermar les paraules clau d'aquesta part de l'activitat. *Solució: 1 night; 2 Crazy, masterpiece; 3 head; 4 arms, fingers; 5 balloon, face.*

**THE BOOK OF SPELLS (pàg. 4).** Repàs del vocabulari de l'escena del *reader* i el mocador tacat. *Solució: 1 handkerchief (o hanky/hankie); 2 grandmother (o grandma/granny); 3 black; 4 magic; 5 huge; 6 holes, stain; 7 wand; 8 hand.*

**AT THE LIBRARY (pàg. 5).** Es tracta de trobar els errors ortogràfics en els títols dels llibres, de manera que els alumnes es familiaritzin amb el nom en anglès d'alguns llibres molt coneguts. *Solució: Charlie and the Chocolate Factory; Anne Frank: The Diary of a Young Girl; Gone with the Wind; The Swiss Family Robinson; The Adventures of Robin Hood; The Wonderful Wizard of Oz; Harry Potter and the Sorcerer's Stone.*

**YOU CAN DO IT! (pàg. 6).** Uns mots encreuats (*crossword*) per repassar vocabulari. *Solució:*




**THIS IS MY MONSTER (pàg. 7).** Els alumnes han de trobar el camí pel laberint, i després han de fer un dibuix lliure d'un monstre tot escrivint *head*, *hands*, *arms* i *fingers* allà on correspongui. (Si us sembla bé, podeu fotografiar els tres dibuixos més macos i enviar-los a [info@rusuks-patruskus.com](mailto:info@rusuks-patruskus.com) per penjar-los a la [galeria de dibuixos](#) de la web.)

**WHAT KIND OF BOOKS ARE THESE? (pàg. 8).** En els requadres, els alumnes han d'escriure *This is a \_\_\_\_\_ book* afegint-hi la paraula que correspongui en cada cas. *Solució: Murder on the Orient Express—MYSTERY; The War of the Worlds—SCI-FI; The Adventures of Tintin—COMIC; Alice's Adventures in Wonderland—FANTASY; Dracula—HORROR.*

**THE MAGIC OF WORDS (pàg. 9).** La clàssica sopa de lletres (*word search*). *Solució:*




# LET'S MAKE A MONSTER!



1. THE FIRST SENTENCE OF EACH CHAPTER WAS: "IT WAS A DARK AND STORMY \_\_\_\_\_".
2. THE CREATOR OF THE MONSTER WAS \_\_\_\_\_ DOC. HE SAID THE MONSTER WAS HIS \_\_\_\_\_.
3. THE MONSTER LOST HIS \_\_\_\_\_.
4. WHEN DOING MAGIC, THE WITCH EXTENDED HER \_\_\_\_\_ AND MOVED HER \_\_\_\_\_.
5. THE GREAT PAINTER BLEW UP A \_\_\_\_\_ AND DREW A \_\_\_\_\_ ON IT.

# The Book of SPELLS



1. Ruskus' girlfriend made him a gift: a \_\_\_\_\_.
2. The hanky was very old; it belonged to his girlfriend's \_\_\_\_\_.
3. Ruskus left the pen uncovered and the hanky got an ugly stain; it was color \_\_\_\_\_.
4. When Ruskus mixed up the \_\_\_\_\_ words, the stained hanky got a hole.
5. Later on, Ruskus mistook again the spell and the handkerchief wasn't small anymore; now it was \_\_\_\_\_.
6. The giant hanky had three \_\_\_\_\_ and a \_\_\_\_\_ on it.
7. Fortunately, the hanky went back to normal when the reader took the magic \_\_\_\_\_.
8. Finally, Ruskus closed his \_\_\_\_\_ in a fist and produced a white hanky without the smallest stain or hole in it!

# AT THE LIBRARY

CHARLIE  
AND THE  
XOCOLATE  
FACTORY

Oops! All of the  
library books have  
their titles  
misspelled.



Please circle  
the wrong  
words and  
write them  
correctly.

ANNE FRANK:  
( THE DIARI OF A )  
iOUNG GIRL

GO NE WIT  
THE WIND

The  
Swis Famili  
Robinson

Te Adbentures of  
Robin Hood


The  
Wuonderfull  
Wisard  
of Oz

HARRY POTTER AND  
THE SORCERER'S STON



# YOU CAN DO IT!

Do your best to complete the crossword puzzle below.



## ACROSS


3. An evil woman with a pointed hat and magic powers.
5. Food made out of milk.
6. The witch had a hump in her back. She was a...
8. A female friend with whom someone has a romantic relationship.
9. A supernatural power.
10. A place to carry out scientific experiments.
13. An amazing work of art.
14. A flying and annoying insect.
15. Round sweet fruit.
16. A curved fruit.

## DOWN

1. Each of the little members of your hand.
2. Evil, bad.
4. You wear one of these when it is cold.
7. Use it to clean your nose.
8. A fun activity.
9. Something strange and not understood.
11. They are lovely but sometimes they pop.
12. One of the upper limbs.

# THIS IS MY MONSTER!

Poor monster! The wicked witch is hiding his head. Help him to find the way to get it back.



For your next task, imagine that you are Crazy Doc and you've got to make a monster. How would it be? **Make a drawing of it, and point out its head, arms, hands, and fingers.**



# What Kind of Books Are These?

Write the appropriate sentence in the text box.

EXAMPLE:

The Lord of the Rings

THIS IS A fantasy BOOK.

Murder on the Orient Express

The War of the Worlds


The Adventures of Tintin

Alice's Adventures in Wonderland

Dracula



HORROR



COMIC



MYSTERY



FANTASY




SCI-FI



# The Magic of WORDS



Try to find the hidden words in this grid. You can search them up, down, forward, backward, and on the diagonal.



BOOK  
READ  
LIBRARY  
FRIEND  
HEAD

HAPPY  
SAD  
CRY  
STORM  
THUNDER

SECRET  
LABORATORY  
THEATER  
ROSE